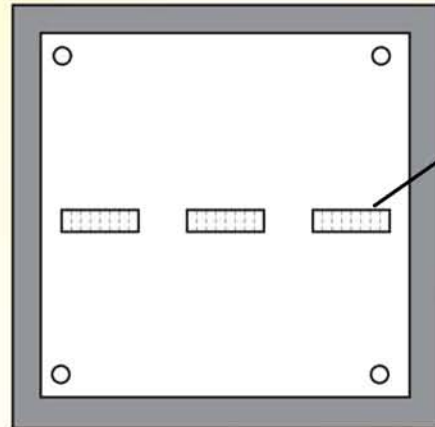


2" Flat Panel Clip Placement-Ceiling

4' x 3' x 2"

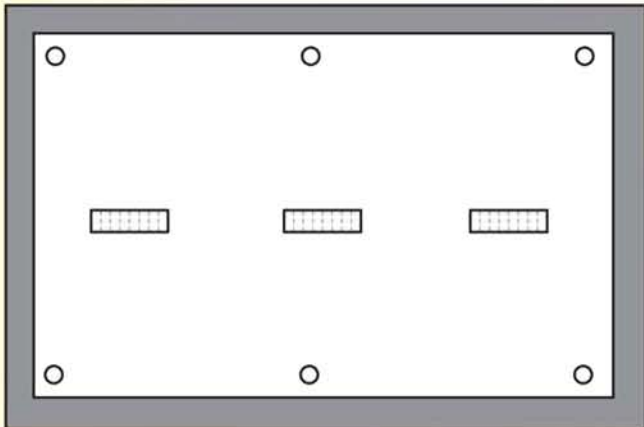


4' x 4' x 2"

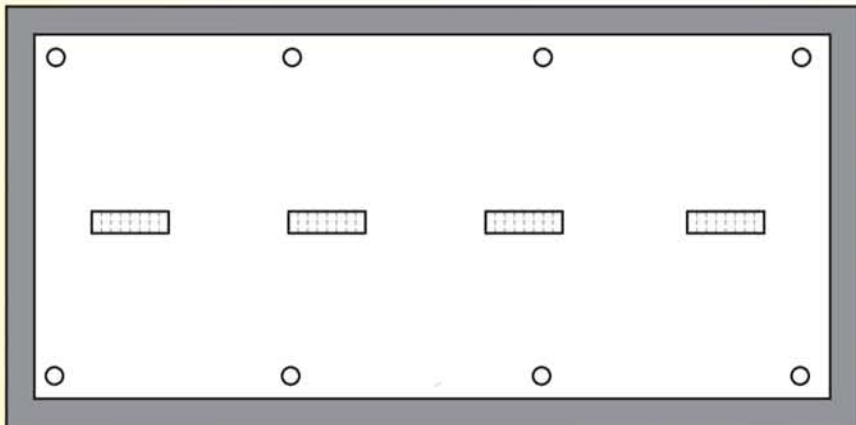


Clip
Placement

4' x 6' x 2"



4' x 8' x 2"



Ceiling
toggle bolt - sheetrock
wood screw & washer - wood

Determine the location of the panel and pre-drill holes in the ceiling for placement of panels. Install clips by pushing toggle bolt with washer through panel approximately six inches from the corner as shown in diagram. Next screw toggle onto the bolt on the backside of the panel. Screw toggle bolts into pre-drilled holes in ceiling. Press panel to impale on clips.

